











**G-1000 (250 gal), G-2000 (500 gal.), G-3000 (750 gal.)**



**DOT APPROVED**

## **FEATURES & BENEFITS**

-  Can be transported full of diesel
-  Stack 2 tanks full of fuel for improved storage
-  Lockable lid to protect contents
-  Fork pockets & lifting eyes for easy maneuverability
-  Galvanized steel and powder coated inside and out
-  Can feed 2 machines at the same time
-  DC transfer pump with filter, hose and meter standard
-  Double-walled, 110% containment



## Specifications

MODEL	G-1000	G-2000	G-3000
Dry Weight (lbs)	1,291	1,967	2,297
Length (in)	57	100	89
Width (in)	45	45	66
Height (in)	50	50	50
Capacity (gal)	250	500	750
Fuel Containment	110%	110%	110%


## Standard Features



3" fill neck



2 sets of quick coupler connections



Relief valve



Control panel with lockable cover



Lockable storage



Feed two machines at once



Stack 2 tanks full of fuel for improved storage



Diesel transfer pump setup

